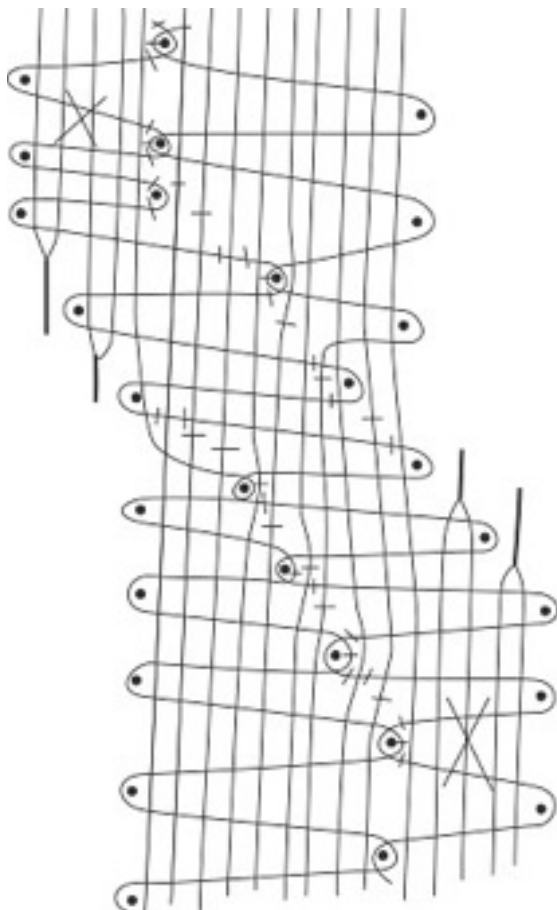
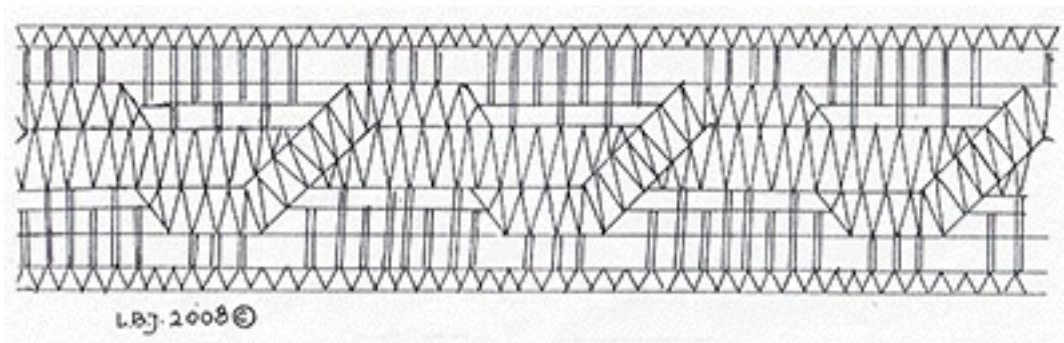



Week 11

This week we have a more recently designed Dutch lace, It was designed and made by Lia Baumeister. It is an insertion in which a half stitch ribbon goes around a cloth stitch braid. For this insertion you need 28 pairs of bobbins with linen 50/2 or similar.



Probably the only difficulty in the lace is the way how the half stitch ribbon is worked nicely around the cloth stitch braid. The diagram shows where and how many twists you should make going from the half stitch into the cloth stitch part.

Success making this a little bit special Dutch lace.