


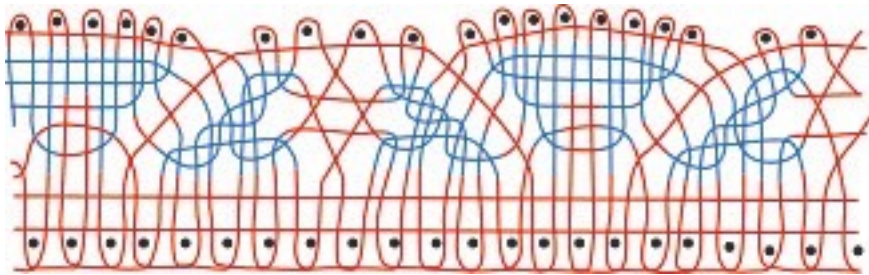
Week 25

This week we go to Skåne, Sweden again. This edging is called Solfjäderstagg, which means that it contains a fan in cloth stitch.

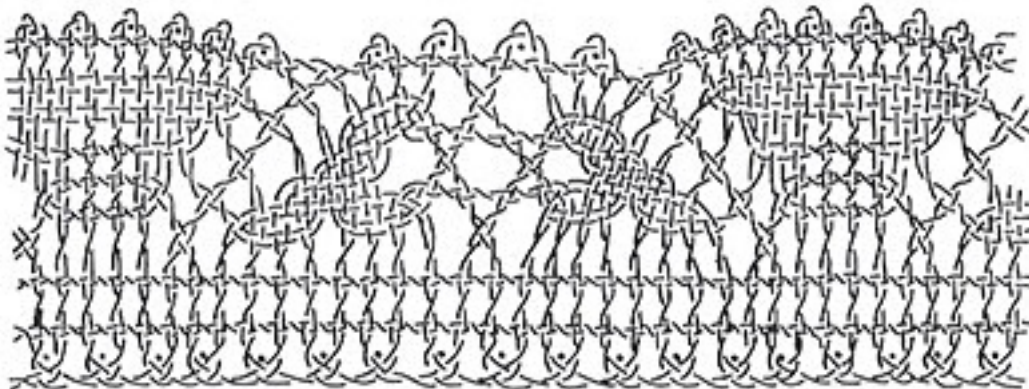
You need for this edging 10 pairs of bobbins with linen 80/2 or similar.



In this lace type only whole stitch and cloth stitch are used. In the diagram below red means whole stitch and blue cloth stitch.



To be sure that everyone can make it we give also a drawing how the threads go in this edging.



Because you place only the pins at the edges of the lace, the tension is very important to keep the motifs in form.

Also for this week we wish you a lot of fun with this edging.